

FITTINGS FOR BUTT WELDING

ISO-BSP adaptor fittings



FITTINGS FOR BUTT WELDING

Series of fittings designed for conveying fluids under pressure with a thread and weld connection system (butt welding).

ISO-BSP ADAPTOR FITTINGS

Technical specifications	
Size range	d 20 ÷ 63 (mm); R 1/2" ÷ 2"
Nominal pressure	SDR 17, 6 (PN6) with water at 20 °C SDR 11 (PN10) with water at 20 °C
Temperature range	0 °C ÷ 100 °C
Coupling standards	Welding: EN ISO 15494. Can be coupled to pipes according to EN ISO 15494 Thread: ISO 228-1, EN 10226-1/2
Reference standards	Construction criteria: EN ISO 15494 Test methods and requirements: EN ISO 15494 Installation criteria: DVS 2202-1, DVS 2207-11, DVS 2208-1, UNI 11397
Fitting material	PP-H

TECHNICAL DATA

PRESSURE VARIATION ACCORDING TO TEMPERATURE

For water and non-hazardous fluids with regard to which the material is classified as CHEMICALLY RESISTANT. In other cases, a reduction of the nominal pressure PN is required.

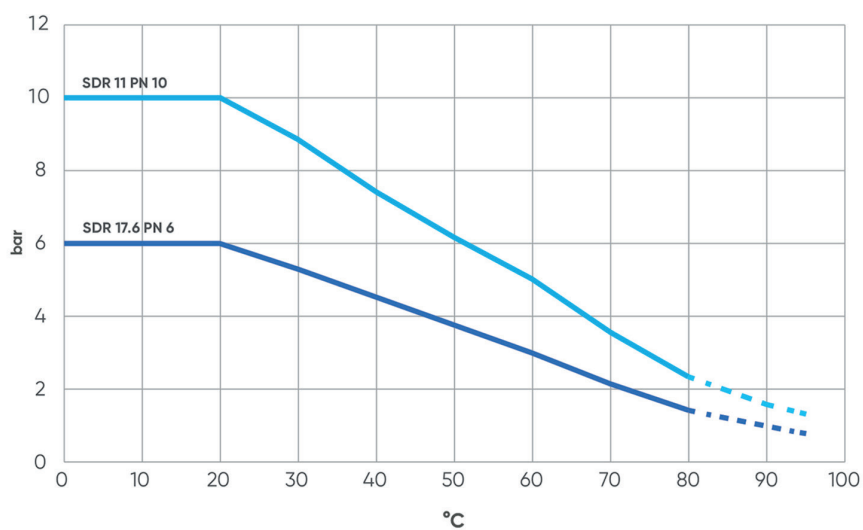
A = SDR 11 ISO-S5 - 5 years

B = SDR 11 ISO-S5 - 25 years

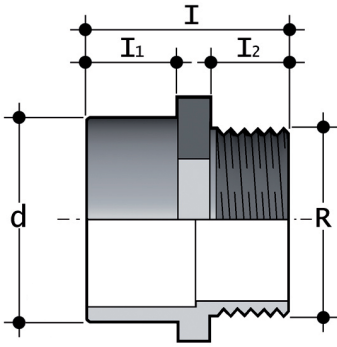
C = SDR 17.6 ISO-S8.3 - 5 years

D = SDR 17.6 ISO-S8.3 - 25 years

Permissible internal pressure. Safety factor = 1.7



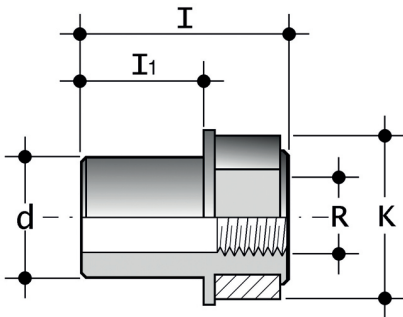
DIMENSIONS



KBFM

Double adaptor for butt welding (d), BSP (R) threaded male end

d x R	I	I ₁	I ₂	g	PN10 code SDR 11 - S 5
20 x 1/2"	58	38	14	6	KBFM11020012
25 x 3/4"	61	41	14	9	KBFM11025034
32 x 1"	69	44	18	20	KBFM11032100
40 x 1 1/4"	75	49	19	33	KBFM11040114
50 x 1 1/2"	82	55	20	54	KBFM11050112
63 x 2"	91	63	21	85	KBFM11063200



DBMM

Double adaptor for butt welding (d), BSP (R) threaded female end

d x R	K	I	I ₁	g	PN10 code SDR 11 - S 5
*20 x 1/2"	30	65	39	16	DBMM11020012
*25 x 3/4"	36	67	41	21	DBMM11025034
*32 x 1"	46	71	44	40	DBMM11032100
*40 x 1 1/4"	55	79	49	58	DBMM11040114
*50 x 1 1/2"	62	89	55	80	DBMM11050112
*63 x 2"	75	100	63	140	DBMM11063200

*resale products